

# Why are the Poor Healthier than the Rich?

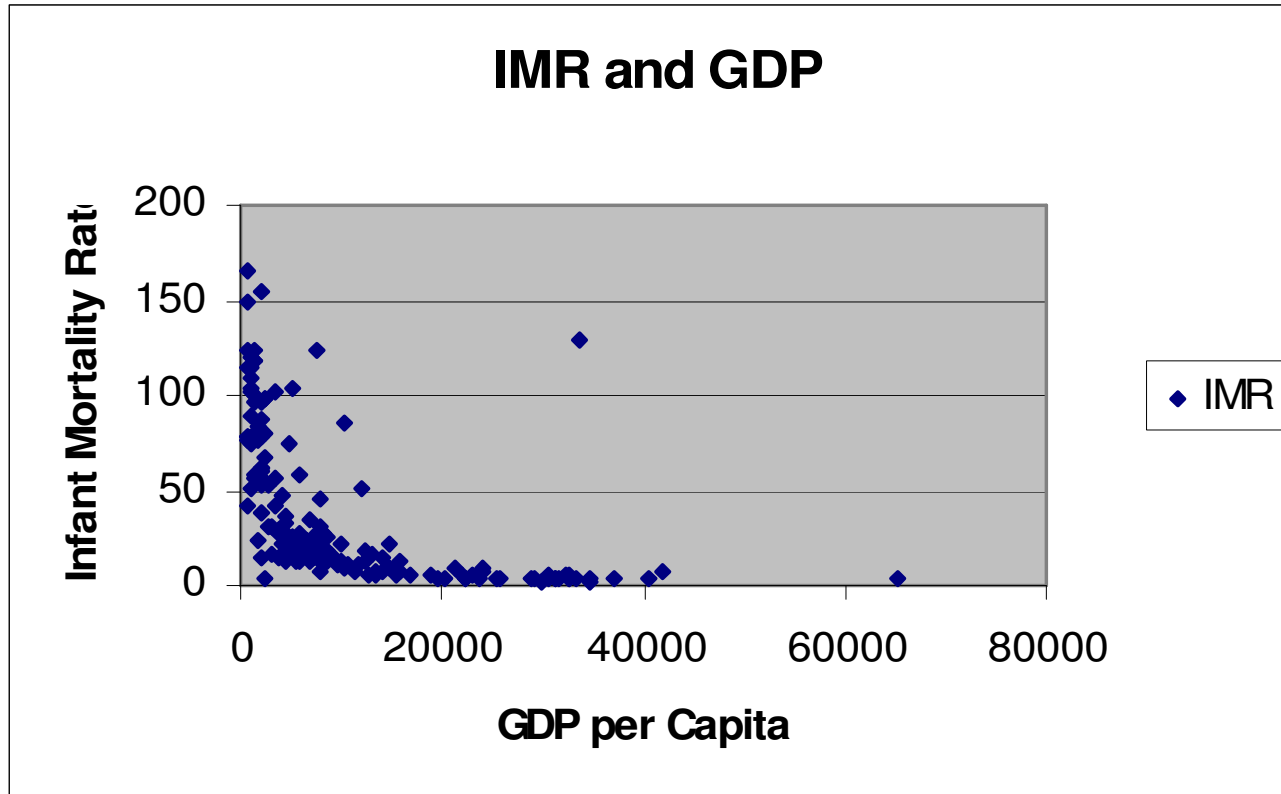
Garland Brinkley MPH PhD  
Touro University - California  
September 2008



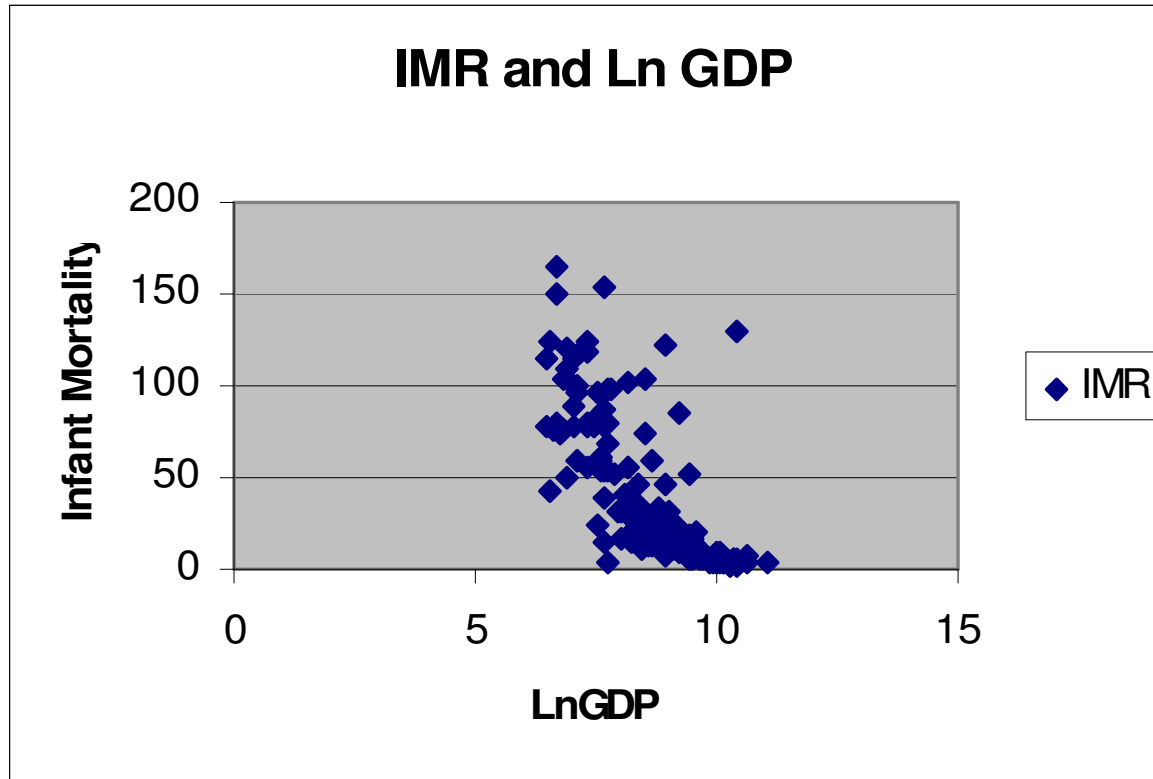
# Income Definitions

- Level of income is how much is earned in currency.
  - GDP per capita
  - positive relationship with health
- Income inequality is your relative income.
  - Gini Coefficient
  - negative relationship with health
  - only for comparisons between countries
- Income position is where you are in the income distribution.
  - income quintile
  - positive relationship with health
  - comparisons within the same country
  - Rich and/or poor definition

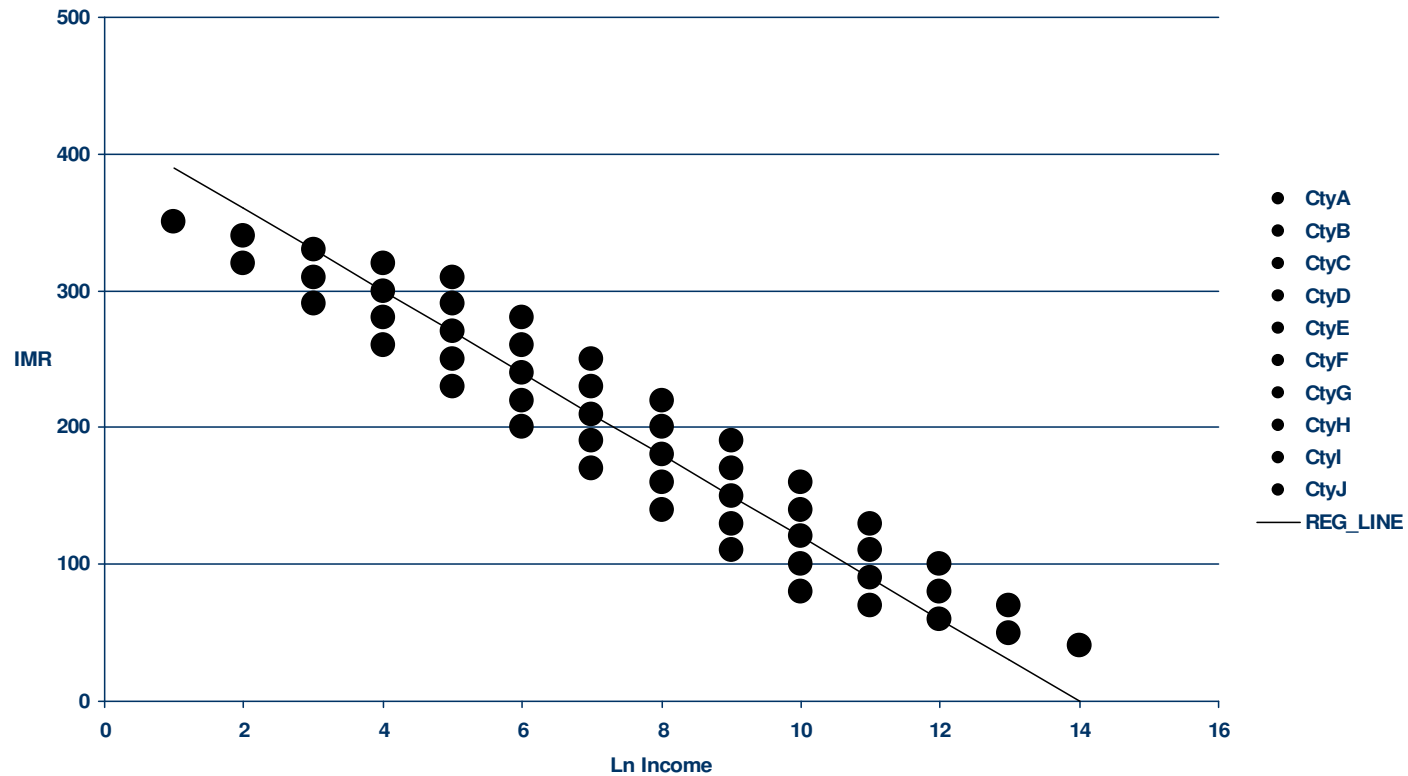
# Income and Infant Mortality Rate 2005



# Infant Mortality Rate and Log GDP 2005



# Income Quintiles and IMR by country - Model



## Regression Results for Income and Health (n=110)

	IMR			U5M		
● Variables						
● Constant	289*	324*		502*	594*	
● lnIncome	-28*	-34*	-34	-53*	-70*	-70*
● Gini	-0.2	-0.2	-0.2	0.05	-0.06	-0.06
● L20			324*			597*
● S20		7	331*		21*	616*
● T20		14*	339*		35*	629*
● F20		18*	343*		46*	640*
● H20		29*	354*		78*	672*
● Adj-R2	0.7	0.73	0.95	0.67	0.74	0.93
● * indicates statistical significance at least at the 0.05% level.						